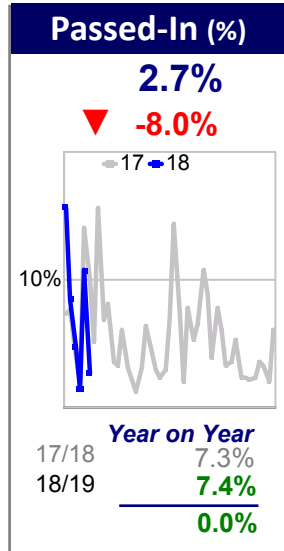
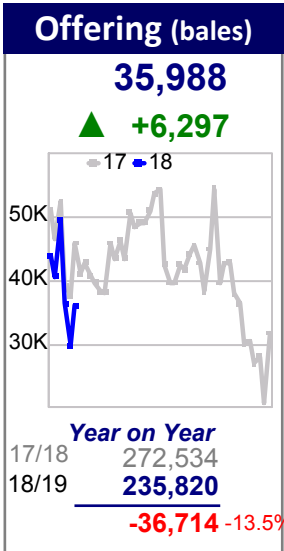
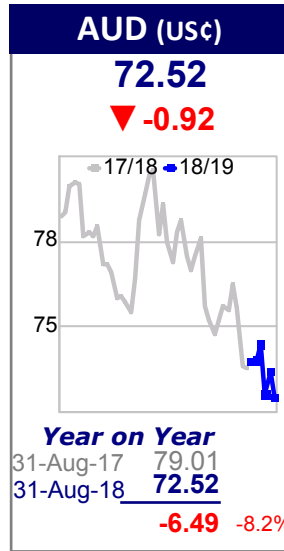
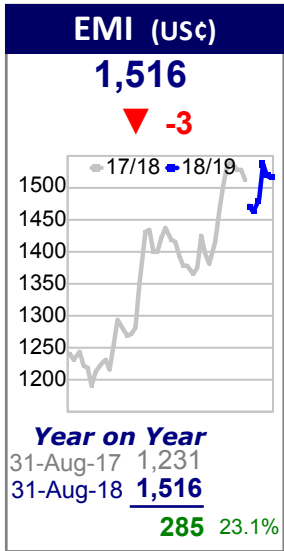
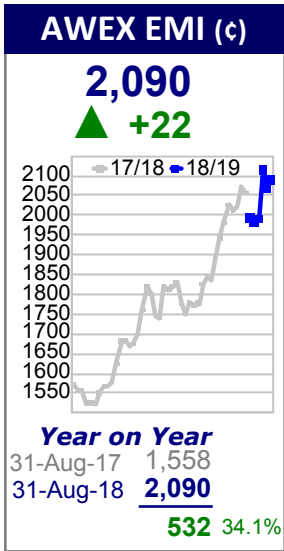


Weekly Wool Market Report

www.awex.com.au

Friday, 31 August, 2018

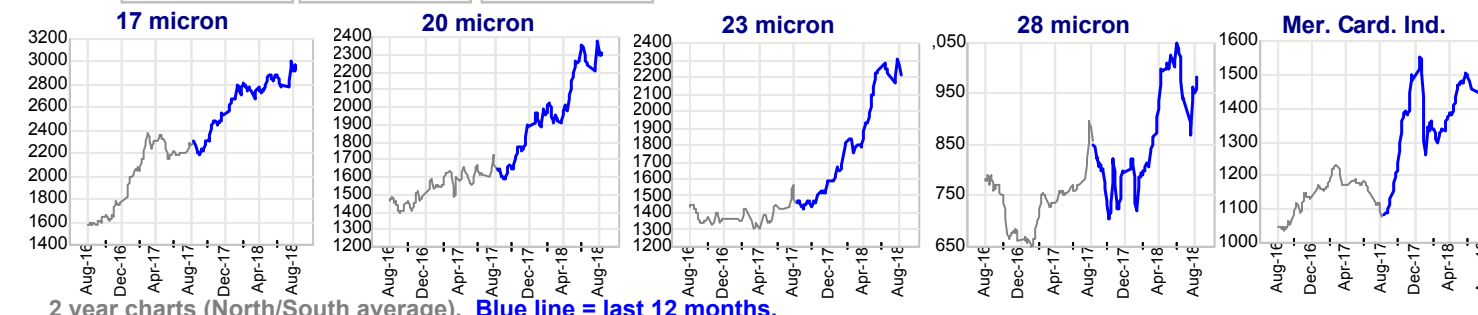
Compared to week 8, Wednesday, 22 August, 2018



	North Sydney	South Melbourne	West Fremantle
Ind.	2145 ▲ +28	2055 ▲ +18	2255 ▼ -24
16.5	3128 n +35	3088 n +18	
17	2968 +51	2924 +9	
17.5	2806 +46	2776 +27	2576 n
18	2651 +34	2639 +50	2620 n +40
18.5	2533 +22	2535 +61	2523 +2
19	2418 +25	2426 +40	2421 -51
19.5	2343 +7	2373 +10	2353 -70
20	2311 +8	2302 +11	2294 -94
21	2286 +6	2283 +14	2277 -80
22		2282 +17	2264 n
23		2214 n	
24		2103 n +4	
25		1814 n 0	
26	1489 0	1548 n +10	
28	965 +35	980 +10	
30	731 n	719 +8	
32		490 n 0	
MC	1560 +34	1592 n +58	1599 n +65

AWEX Comment

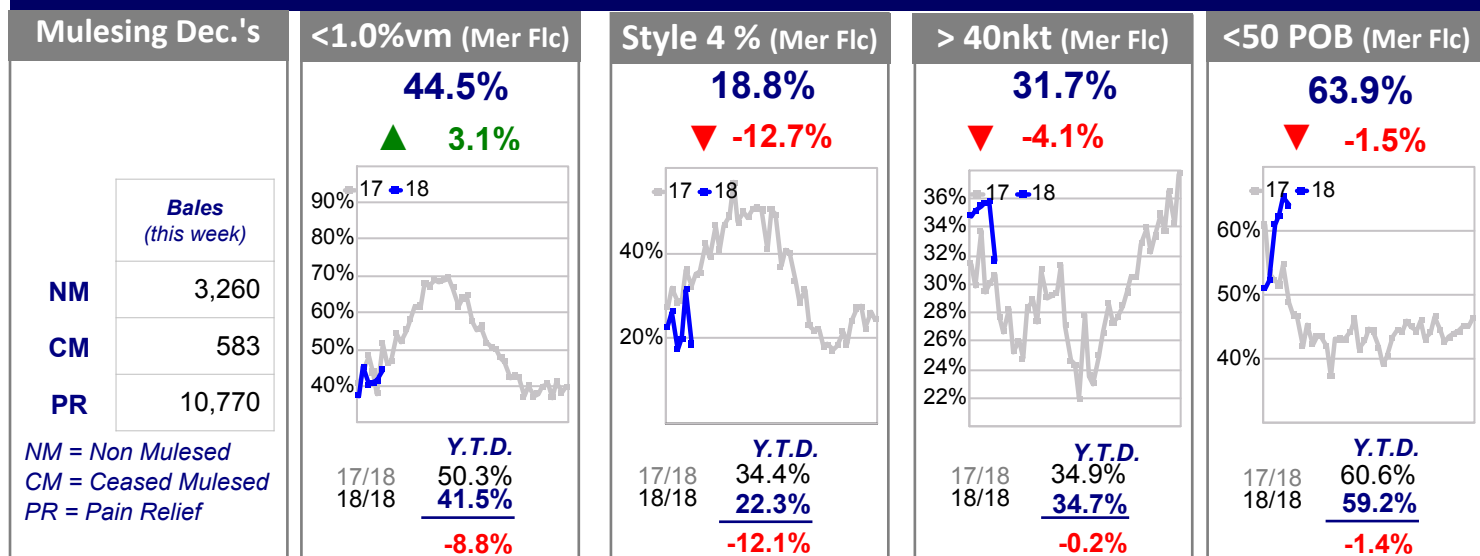
The wool market recovered some of last week's losses with an uplift of 22 cents in the AWEX Eastern Market Indicator this week. The auctions were programmed in a typical Wed/Thurs pattern however a large warehouse fire and associated exclusion zone around the Melbourne auction facility on Thursday resulted in a postponement of that sale-day to Friday. It was one of only three Friday sales in the history of AWEX (since 1995) and the first postponement of a sale since the 9-11 New York terrorist attacks in 2001. The market increased progressively over the series, resulting in rises of 10 to 50 cents for Merino types on the east coast. The movements for Fremantle showed losses approaching one dollar for the 20/21-micron range, however this was compared to its previous sale held a fortnight earlier. A designated Australian Superfine sale in Sydney this week was timely given a focus on the finer microns where significant premiums were paid for Spinners styles and higher strength types in the ultrafine range. Merino Skirtings were similarly in high demand, particularly the well-classed better types exhibiting low vm and good length. The smallest Crossbred catalogue for the season saw prices firm by around 10 cents over the three days. Merino Carding types added to recent gains with further rises this week. Improvements of 40 to 60 cents pushed all three Merino Carding Indicators into record territory, beating the previous benchmark made in January. Next week there is a national total of 39,293 bales expected in the three selling centres.



Australian Wool Exchange Limited

PO Box 651 North Ryde BC 2113 www.awex.com.au t. (+61 2) 9428 6100
Unit 12A, 2 Eden Park Drive Macquarie Park NSW 2113 abn. 35 061 495 565 t. (+61 2) 9428 6120

Offering Analysis



Totals (This Week)

	Offered	Sold	Sold Prior	PI/NB	Re-off	W'Drwn
North	MFLC 6,162	6,081	49	1.3%	3.5%	2.5%
	MSKT 1,741	1,734	24	0.4%	1.9%	2.4%
	XBFS 1,823	1,755	0	3.7%	4.4%	0.0%
	ODDS 865	849	0	1.8%	2.9%	0.0%
	10,591	10,419	73	1.6%	3.3%	1.9%
South	MFLC 9,593	9,387	0	2.1%	2.0%	5.3%
	MSKT 2,396	2,333	0	2.6%	1.6%	0.4%
	XBFS 1,691	1,576	0	6.8%	15.8%	1.6%
	ODDS 1,290	1,213	0	6.0%	0.8%	1.1%
	14,970	14,509	0	3.1%	3.4%	3.8%
West	MFLC 7,868	7,578	0	3.7%	9.5%	0.5%
	MSKT 1,376	1,362	0	1.0%	1.7%	0.4%
	XBFS 280	261	0	6.8%	7.5%	0.7%
	ODDS 903	872	0	3.4%	3.0%	1.0%
	10,427	10,073	0	3.4%	7.9%	0.6%
TOTAL	35,988	35,001	73	2.7%	4.7%	2.3%

Totals (This Season)

	Offered	Sold	PI/NB	Re-off	W'Drwn
North	MFLC 47,818	44,932	6.0%	4.0%	2.0%
	MSKT 13,856	13,455	2.9%	2.0%	1.1%
	XBFS 12,639	11,617	8.1%	6.9%	0.3%
	ODDS 7,559	7,274	3.8%	3.0%	1.4%
	81,872	77,278	5.6%	4.0%	1.6%
South	MFLC 69,757	64,420	7.7%	3.5%	2.0%
	MSKT 17,525	16,657	5.0%	3.1%	0.7%
	XBFS 19,087	17,645	7.6%	5.0%	0.6%
	ODDS 11,407	10,988	3.7%	2.0%	1.2%
	117,776	109,710	6.8%	3.6%	1.5%
West	MFLC 26,699	22,598	15.4%	11.4%	2.6%
	MSKT 4,206	4,046	3.8%	2.9%	1.0%
	XBFS 1,408	1,110	21.2%	11.9%	3.1%
	ODDS 3,859	3,706	4.0%	2.8%	0.3%
	36,172	31,460	13.0%	9.5%	2.2%
TOTAL	235,820	218,448	7.4%	4.6%	1.6%

PI% & RO% are % of offering. WD% is % of total catalogue.
Sold Prior is considered Withdrawn

PI% & RO% are % of offering. WD% is % of total catalogue.

MFLC = Merino Fleece.

MSKT = Merino Pieces & Bellies.

XBFS = Non-Merino (Crossbred) Fleece, Pieces & Bellies.

ODDS = Lambs, Locks & Crutchings (all breeds).

Averages (This Week)

	Mic.	VM	Grsy	Lot	Kg /	Style
		%	¢/kg	size	bale	
North	MFLC 18.30	2.0	1767	5.2	179.5	4.7
	MSKT 17.64	6.7	1261	3.6	175.2	4.9
	XBFS 27.09	1.7	746	5.2	169.3	5.0
	ODDS 20.13	4.6	846	3.1	173.5	4.8
	19.79	2.9	1442	4.6	176.5	4.8
South	MFLC 19.65	2.0	1534	6.7	184.4	4.9
	MSKT 18.84	8.1	1064	4.7	175.5	5.0
	XBFS 27.64	1.4	702	5.5	170.5	4.7
	ODDS 20.14	4.5	854	4.2	171.8	4.7
	20.42	3.1	1316	5.8	180.3	4.9
West	MFLC 18.94	1.2	1565	7.4	181.0	5.1
	MSKT 18.33	5.2	1136	4.2	171.8	5.1
	XBFS 25.45	2.1	881	3.8	167.3	5.1
	ODDS 18.76	3.5	911	4.2	169.4	5.0
	19.01	1.9	1439	6.2	178.5	5.1
TOTAL	19.83	2.7	1388	5.5	178.7	4.9

Averages are weighted by greasy kg. Offered wool only.

Main Buyers (This Week)

Buyer	Bales	Group %
Merino Fleece		
SEATECH	3,328	14.4%
TECHWOOL TRADING	3,015	13.1%
KATHAYTEX	2,113	9.2%
FOX & LILLIE	1,957	8.5%
Merino Skirtings		
TIANYU	949	17.5%
TECHWOOL TRADING	898	16.5%
AUST. MERINO EXP.	797	14.7%
MODIANO	433	8.0%
Crossbred Fleece/Pieces/Bellies		
FOX & LILLIE	643	17.9%
KATHAYTEX	428	11.9%
TECHWOOL TRADING	419	11.7%
ENDEAVOUR WOOL EXP.	281	7.8%
Oddments		
MICHELL P/L	924	31.5%
VIC. WOOL PROCESSORS	603	20.6%
WATSWOOL	151	5.1%
FOX & LILLIE	133	4.5%

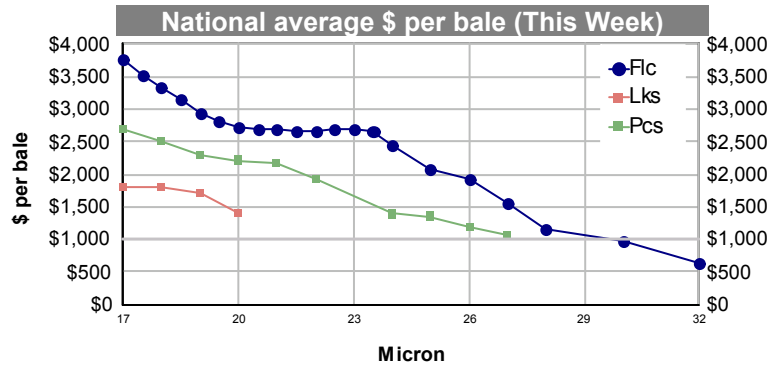
Foreign Exchange

EUR 0.6218 ▼ -0.0132	GBP 0.5576 ▼ -0.0117	INR 51.469 ▲ 0.168	JPY 80.470 ▼ -0.610	NZD 1.0917 ▼ 0.0054	USD 0.7252 ▼ -0.0092	ZAR 10.687 ▲ 0.103
--------------------------	--------------------------	------------------------	-------------------------	-------------------------	--------------------------	------------------------

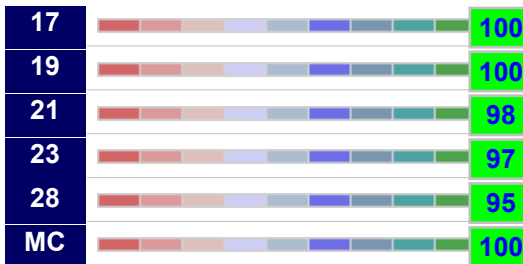
Woolgrower Returns

	Indicative \$ per head				
	17	19	21	23	28
\$/ Bale @ 185 kg	\$3479	\$2887	\$2717	\$2634	\$1166
\$/Head cut @ 7 kg	\$132	\$109	\$103	\$100	\$44
6 kg	\$113	\$94	\$88	\$85	\$38
5 kg	\$94	\$78	\$73	\$71	\$32
4 kg	\$75	\$62	\$59	\$57	\$25

Returns are gross and do not allow for shearina, testina, & selling costs.



MPG Percentile rankings (South - 5 years)



Percentiles rank the current MPG over 5 years. A percentile of 100% means the MPG has been lower 00% of the time (or higher -1% of the time)


Exports

2017/18

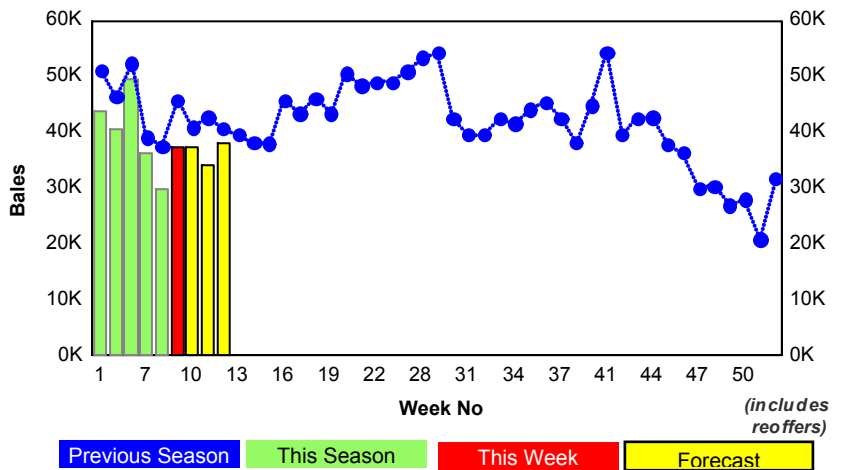
China, P.R.	268.8Mkg 75%
India	21.2Mkg 6%
Czech Republic	17.9Mkg 5%
Italy	14.8Mkg 4%

Current season is for July to June, prev. season is 12 mths. Contact AWEX for the full version of Monthly Wool Exports

Future Sales



National Offering History



Seasonal comparison (Aust sourced wool only)

	Offered (Bales)			
	17	18	Change	
NORTH	95,358	81,872	-13,486	-14.1%
SOUTH	132,302	117,776	-14,526	-11.0%
WEST	44,874	36,172	-8,702	-19.4%
Total	272,534	235,820	-36,714	-13.5%

	Offered (Kg clean)			
	17	18	Change	
NORTH	10.9M	9.1M	-1.8M	-16.3%
SOUTH	15.1M	13.3M	-1.9M	-12.5%
WEST	5.1M	3.9M	-1.2M	-22.7%
Total	31.2M	26.3M	-4.8M	-15.5%

	First Hand Offered (Bales)			
	17	18	Change	
NORTH	90,886	78,569	-12,317	-13.6%
SOUTH	126,151	113,586	-12,565	-10.0%
WEST	41,475	32,728	-8,747	-21.1%
Total	258,512	224,883	-33,629	-13.0%

	First Hand Offered (Kg clean)			
	17	18	Change	
NORTH	10.4M	8.8M	-1.7M	-15.9%
SOUTH	14.5M	12.8M	-1.7M	-11.5%
WEST	4.7M	3.5M	-1.2M	-24.5%
Total	29.6M	25.1M	-4.5M	-15.1%

Turnover (AUD)

This week
\$ 87.25 m
This season
\$ 502.92 m

Quotes (¢/kg clean)

	Style	Length	Strength	VMB	North		South		West	
					30 - Aug	22 - Aug	31 - Aug	22 - Aug	30 - Aug	15 - Aug
17.0	MF4	90	35	1		2,848	2,855	2,821		
	MF4	80	35	1	2,910	2,845	2,900	2,855		
	MF5	90	35	1						2,870
	MF5	80	35	1	2,860	2,820	2,765	2,795	2,790	
	MP5	70	35	2			2,542	2,506		
18.0	MF4	90	35	1	2,610	2,591	2,625	2,585	2,600	2,560
	MF4	80	35	1	2,600	2,565	2,610	2,565	2,595	2,555
	MF5	90	35	1					2,622	
	MF5	80	35	1	2,590	2,593	2,600	2,500	2,580	2,540
	MP5	70	35	2	2,400	2,350			2,291	2,261
19.0	MF4	90	35	1	2,425	2,410	2,430	2,395	2,420	2,470
	MF4	80	35	1	2,415	2,390	2,410	2,390	2,415	2,465
	MF5	90	35	1	2,410	2,385	2,425	2,385	2,410	2,460
	MF5	80	35	1	2,400	2,375	2,420	2,360	2,405	2,455
20.0	MF4	90	35	1	2,310	2,305	2,300	2,300	2,290	2,385
	MF4	80	35	1	2,305	2,300	2,295	2,280	2,285	2,380
	MF5	90	35	1	2,305	2,300	2,295	2,280	2,290	2,385
	MF5	80	35	1	2,300	2,311	2,290	2,275	2,285	2,380
	MP5	70	35	2			2,235			
	MZ5			2	1,515	1,465	1,500	1,400	1,500	1,390
21.0	MF4	90	35	1	2,300	2,295	2,295	2,295	2,280	2,360
	MF4	80	35	1	2,290	2,285	2,290	2,280	2,280	2,360
	MF5	90	35	1	2,285	2,270	2,280	2,265	2,275	2,355
	MF5	80	35	1	2,275	2,265	2,265	2,245	2,275	2,350
	MC5			2				1,270		
	MZ5			2			1,385	1,420		
22.0	MF4	90	35	1	2,265	2,265	2,295	2,275	2,265	2,200
	MF5	100	35	1	2,265	2,265	2,295	2,279	2,265	2,200
	MF4	100	35	1	2,270	2,270	2,300	2,280	2,265	2,200
23.0	MF4	90	35	1	2,290	2,290	2,205	2,205	1,669	1,669
	MF5	100	40	1	2,295	2,295	2,230	2,230	1,480	1,480
	MF5	100	35	1	2,285	2,285	2,220	2,220	1,792	1,792
	MF5	90	35	1	2,280	2,280	2,215	2,215	1,919	1,919
24.0	MF5	100	35	1	2,090	2,090	2,090	2,100		
	MF5	90	35	1	2,070	2,070	2,080	2,080		
	MF4	100	35	1	2,191	2,191	2,150	2,135		
25.0	XF5	100	35	1	1,780	1,762	1,810	1,810		
26.0	XF5	110	35	1	1,485	1,485	1,550	1,545		
28.0	XF5	120	35	1	1,005	970	1,000	990		
	XF5	110	35	1	940	905	970	960		
30.0	XF5	120	35	1	745	715	740	725		
	XF5	110	35	1	725	693	710	705		

MF = Merino Fleece (Schlum. dry yield)
 XF = Crossbred Fleece (Schlum. dry yield)
 MP = Merino Pieces (Schlum. dry yield)
 MZ = Merino Locks (Scoured 17% yield)
 MC = Merino Crutchings (Scoured 17% yield)